


HALISSA

L30Q.

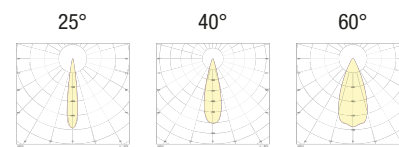
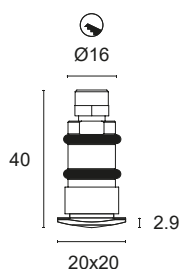


Flush-fitted in polished 304 stainless steel with power LED for accent, decoration, courtesy or step marker lighting. Choice of secondary optics. Can be fitted in the floor, wall or in plasterboard indoors and outdoors. Mounting with formwork.

Power LED CRI>80
Power: 1W@350mA
Lumen: 135Lm@350mA
350mA constant current power supply
Series connection, 50 cm cable

Constant current power supplies page 232
Installation accessories page 270
Dimming Accessories page 249




 **MADE IN ITALY**





BASIC CODES

L30Q.








LIGHT BEAM

-  **25** 25°
-  **40** 40°
-  **60** 60°

GLASS

-  **T** Transparent
-  **S** Brushed

LED COLOUR

-  **BN** 4000K
-  **BC** 3000K
-  **CC** 2700K
-  **BL** Blue
-  **VE** Green
-  **RO** Red
-  **AM** Amber

Code example:

HALISSA + Light beam 25°+ Transparent glass + 3000K = Code: L30Q.25TBC